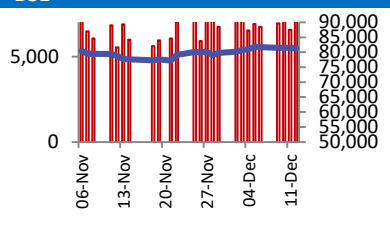
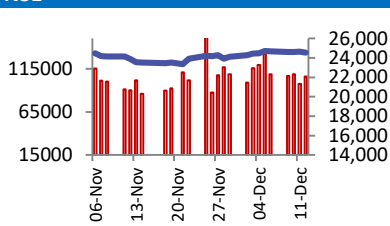


BSE		NSE																													
	<table border="1"> <tr><td>Open</td><td>81477</td></tr> <tr><td>High</td><td>81681</td></tr> <tr><td>Low</td><td>81212</td></tr> <tr><td>Close</td><td>81290</td></tr> <tr><td>Change</td><td>-236</td></tr> <tr><td>Volume (Lacs)</td><td>8572</td></tr> <tr><td>Turnover (Rs.inCr)</td><td>8124</td></tr> </table>	Open	81477	High	81681	Low	81212	Close	81290	Change	-236	Volume (Lacs)	8572	Turnover (Rs.inCr)	8124		<table border="1"> <tr><td>Open</td><td>24604</td></tr> <tr><td>High</td><td>24675</td></tr> <tr><td>Low</td><td>24528</td></tr> <tr><td>Close</td><td>24549</td></tr> <tr><td>Change</td><td>-93</td></tr> <tr><td>Volume(Lacs)</td><td>31354</td></tr> <tr><td>Turnover(Rs.in Cr)</td><td>106113</td></tr> </table>	Open	24604	High	24675	Low	24528	Close	24549	Change	-93	Volume(Lacs)	31354	Turnover(Rs.in Cr)	106113
Open	81477																														
High	81681																														
Low	81212																														
Close	81290																														
Change	-236																														
Volume (Lacs)	8572																														
Turnover (Rs.inCr)	8124																														
Open	24604																														
High	24675																														
Low	24528																														
Close	24549																														
Change	-93																														
Volume(Lacs)	31354																														
Turnover(Rs.in Cr)	106113																														

World Markets	Current	Previous	Pt. Chg	Var(%)
Dow	43914	44149	(234)	-0.5%
Dow Futures	43951	43977	(26)	-0.1%
Nasdaq	19903	20035	(132)	-0.7%
FTSE	8312	8302	10	0.1%
Nikkei	39360	39849	(489)	-1.2%
Hang Seng	20082	20397	(315)	-1.5%
Gift Nifty	24547	24544	3	0.0%
Straits Singapore	3815	3809	6	0.2%
South Korea	2494	2482	11	0.5%
Taiwan	23054	23047	8	0.0%
Shanghai	3416	3462	(45)	-1.3%

Commodity Prices	Current	Previous	Pt. Chg	Var(%)
Copper (\$/MT)	9092	9192	(101)	-1.1%
Alumin (\$/MT)	2600	2601	(2)	-0.1%
Zinc (\$/MT)	3075	3126	(51)	-1.6%
Brent Crude (\$/bbl)	73	73	0	0.0%
Gold (\$/Ounce)	2687	2681	6	0.2%
Silver (\$/Ounce)	31	31	(0)	-0.3%
Light Crude (\$/bbl)	70	70	0	0.1%
N G (\$/mmbtu)	3	3	(0)	0.0%
Sugar (\$/MT)	533	541	(8)	-1.4%
Rubber (Rs./kg)	191	192	(1)	-0.5%
Baltic Dry Index	1055	1106	(51)	-4.6%

Currency Exchange Rate	Current	Previous	Var(%)
Rs./\$ rate	84.87	84.84	0.03%
Rs./ Euro	89.21	89.09	0.13%
Rs./Chinese Yuan	11.66	11.68	-0.11%
Yen /\$ rate	152.88	152.63	0.16%
\$ US/Euro	1.05	1.05	-0.07%

Dollar Index	Current	Previous	Var(%)
Dollar Index	107.07	106.96	0.11%

Support/ Resistance Levels for Today		
	Nifty	Bank Nifty Fut
Support 1	24440	53000
Support 2	24370	52740
Resistance	24600	53740

Securities in Ban For Trade	
GRANULES	NATIONALUM
PVRINOX	RBLBANK
HINDCOPPER	METROPOLIS

### Market Review

**US:** Markets and other major indexes traded lower Thursday as Wall Street reacted to hotter-than-expected inflation data on the heels of Wednesday's consumer price index.

**Asia:** China stocks led losses in Asia Friday after Beijing affirmed its recent policy shifts and stressed on plans to boost growth following a high-profile meeting Thursday.

**India:** Markets closed slightly lower on the weekly expiry day, shedding nearly half a percent amid mixed signals. **Market is expected to open on a gap down note and likely to witness selling pressure during the day.**

**Global economy:** The U.S. PPI, a leading indicator of consumer price inflation, has surpassed expectations in the latest data release, signalling a potential bullish trend for the U.S. dollar. The actual PPI figure came in at 0.4%, outperforming the forecast of 0.2%, according to the latest economic data. This higher than expected reading is generally perceived as a positive sign for the USD, suggesting an upward trajectory for the currency.

British consumer morale hit a four-month high in Dec as households grew cheerier about their finances, a survey showed on Friday, in good news for FM Rachel Reeves after other indicators showed a post-budget slide in business sentiment. The monthly consumer confidence index from market research firm GfK rose to -17 in Dec from -18 in Nov, the highest reading since Aug. A Reuters poll of economists had pointed to an unchanged reading.

**Commodities:** Oil prices inched lower on Friday as investors focused on a forecast of ample supply and shrugged off expectations of higher demand next year from Chinese stimulus measures, while eyeing another Fed Reserve interest rate cut next week.

Gold prices fell from a more-than two-week high Thursday after stronger than US producer prices, stoked concerns about a hawkish Fed rate cut next week, boosting the dollar

**Currency:** The euro experienced a decline, reaching a nine-day low, following the European Central Bank's (ECB) decision to reduce interest rates by 25 basis points. This move adjusted the deposit rate to 3.0%.

FII Derivative Transactions (Rs. Cr)

Contracts	Purchase		Sell		Net	Open Interest (OI)		OI (Previous day)		Change	
	Contract	Value	Contract	Value	Value	Contract	Value	Contract	Value	Contract	Value
Index Future	18701	1231	39014	2605	(1374)	338491	22641	361468	24236	(22977)	(1595)
Index Option	36161681	2261376	36950490	2310888	(49512)	5116474	346228	9170341	597688	(4053867)	(251460)
Stock Future	254782	17360	334653	22531	(5171)	4978838	336547	4954809	336841	24029	(294)
Stock Option	1177796	82207	1228804	85370	(3163)	1274651	84565	1193951	79541	80700	5024
<b>Total</b>	<b>37612960</b>	<b>2362174</b>	<b>38552961</b>	<b>2421394</b>	<b>(59220)</b>	<b>11708454</b>	<b>789981</b>	<b>15680569</b>	<b>1038306</b>	<b>(3972115)</b>	<b>(248325)</b>

FII All Activity-BBG (Rs Cr)	Buy	Sell	Net
5-Dec-24	25335	15846	9489
6-Dec-24	13439	14226	(786)
9-Dec-24	16890	16290	600
10-Dec-24	20920	19053	1867
11-Dec-24	12569	12374	195
<b>Month to date- Dec</b>	<b>153546</b>	<b>126227</b>	<b>27319</b>

FII (Prov.) (Rs Cr)	Buy	Sell	Net
6-Dec-24	12014	13844	(1830)
9-Dec-24	16650	15926	724
10-Dec-24	19937	18651	1286
11-Dec-24	11529	12541	(1012)
12-Dec-24	14504	18064	(3560)
<b>Month to date-Dec</b>	<b>155375</b>	<b>146003</b>	<b>9372</b>

DII (Prov.) (Rs. Cr)	Buy	Sell	Net
6-Dec-24	11651	9992	1659
9-Dec-24	10430	12078	(1648)
10-Dec-24	11265	10659	606
11-Dec-24	11396	9388	2008
12-Dec-24	13418	10772	2647
<b>Month to date-Dec</b>	<b>113797</b>	<b>112219</b>	<b>1578</b>

FII Debt - BBG (Rs. Cr)	Buy	Sell	Net
5-Dec-24	4045	1832	2213
6-Dec-24	6437	2003	4434
9-Dec-24	1146	854	292
10-Dec-24	3565	1067	2498
11-Dec-24	2964	3254	(290)
<b>Month to date- Dec</b>	<b>33839</b>	<b>18559</b>	<b>15280</b>

Market Breadth	BSE		NSE	
	No.	%	No.	%
Advance	1399	34%	895	31%
Decline	2601	63%	1913	67%
Unchanged	105	3%	45	2%

Market Turnover	12-Dec	11-Dec	Var (%)
BSE Cash	8124	6576	24%
NSE Cash	106113	97653	9%
NSE Futures	103269	91100	13%
NSE Options	34807998	15267087	128%
Total (Rs.Cr)	35025504	15462415	127%

Volatility Index	12-Dec	11-Dec
Volatility Index	13.19	13.27

Index PE - TTM	12-Dec	Yr. High	Yr. Low
Sensex	23.2	26.0	21.8
Nifty	22.6	28.8	20.8

Corporate News

**Tata Motors to hike commercial vehicle prices by up to 2% from January 2025**

Tata Motors, India's leading commercial vehicle manufacturer, has announced a price hike of up to 2 % across its entire range of trucks and buses. The increase will take effect from January 1, 2025. This decision comes in response to the persistent rise in input costs, which has been impacting the automobile industry. "The price increase is to offset the rise in input costs (BS)

**NESCO Wins Bid For Wayside Amenities Project On Hyderabad-Visakhapatnam Expressway**

NESCO Ltd. has been declared as the highest bidder for a project by the National Highways Logistics Management Ltd.—a special purpose vehicle of the National Highways Authority of India. The project includes the development, operations, and maintenance of wayside amenities on the Hyderabad Visakhapatnam Expressway in the Khammam Devarapalle section. (NDTV)

**HAL To Supply 12 Advanced Sukhoi Jets To Indian Air Force For Rs 13,500 Crore**

Hindustan Aeronautics Ltd. will supply 12 Su-30MKI aircraft along with associated equipment to the Indian Air Force for Rs 13,500 crore. The Ministry of Defence signed a contract with HAL. (NDTV)

Economy

**Retail inflation falls, industrial output expands**

India's retail inflation rate fell to 5.5% in November after rising to a 14-month high of 6.2% in October while industrial output rose 3.5% last month, marking a twin cheer for the economy. Though still higher than the central bank's target of 4%, the lower inflation print brightens the possibility of a rate cut when the RBI MPC meets February 5-7. (ET)

**Govt seeks Parliament nod for Rs 44,143 cr extra spending in FY25**

The government is seeking parliamentary approval for an additional ₹44,143 cr in spending for the current FY. This includes increased allocations for agriculture, fertilisers, and defense. (ET)

International

**Meta releases AI model to enhance Metaverse experience**

Meta is releasing an artificial intelligence model called Meta Motivo, which could control the movements of a human-like digital agent, with the potential to enhance Metaverse experience. (Inv)

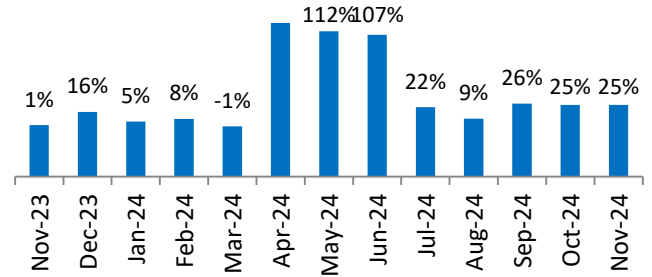
Top 5 Nifty Gainers	12-Dec	11-Dec	Var(%)
ADANIENT	2504	2457	1.9%
BHARTIARTL	1611	1586	1.5%
TECHM	1790	1763	1.5%
INDUSINDBK	998	985	1.3%
ADANIPTS	1244	1234	0.8%
Top 5 Nifty Losers	12-Dec	11-Dec	Var(%)
NTPC	356	366	-2.7%
HINDUNILVR	2345	2401	-2.3%
HEROMOTOCO	4557	4650	-2.0%
COALINDIA	409	417	-1.9%
BPCL	302	307	-1.7%

BSE Index Watch	Last	1 day	1 wk	1 mth	1 yr
SENSEX	81290	-0.3%	-0.6%	4.6%	16.8%
MIDCAP	47816	-0.6%	0.7%	8.4%	33.4%
SMLCAP	57125	-1.0%	0.7%	10.0%	37.4%
AUTO	53615	-0.7%	-0.1%	4.2%	31.2%
BANKEK	60507	-0.4%	-0.7%	5.8%	13.6%
Capital Goods	72933	-0.8%	0.4%	10.6%	35.9%
FMCG	20642	-1.1%	-2.2%	-0.5%	5.5%
Health Care	44177	-0.6%	-0.8%	4.1%	45.3%
IT	45429	0.6%	2.0%	8.0%	34.6%
METAL	31984	-0.1%	2.1%	8.6%	27.0%
Oil & Gas	27018	-0.7%	-0.9%	2.6%	24.3%
Power	7574	-0.1%	-0.5%	3.2%	33.6%
Realty	8483	-0.4%	1.1%	16.0%	44.2%

NSE USD Futures	12-Dec	11-Dec	Var (%)
Dec Expiry (Rs./\$)	83.94	83.94	0.0%
Jan Expiry (Rs./\$)	84.25	84.25	0.0%
Total Turnover (Rs. Crore)	4249	6348	-33%

Sectors	TTM PE
Auto	30.47
Auto Ancillary	50.91
Banking	14.78
Engineering	49.07
Cement	87.28
Diamonds & Jewellery	58.71
Housing Finance	26.39
Infrastructure & Const	35.8
Metals-Aluminium	39.66
Metal – Steel	16.98
Oil Expl.	15.19
Pharma	9.64
Power – Gen. Supp.	43.53
Information Tech.	29.49
Sugar	25.25
Telecom Serv. Prov.	70.48
Tyres	29.6

**Atul Auto Monthly Volume Growth (YoY)**  
(Source: Company data)



10 year G-Sec Yield	Current	Previous	Change
US	4.32%	4.33%	(1) bps
Japan	1.04%	1.05%	(1) bps
India	6.74%	6.72%	2 bps
UK	4.36%	4.32%	4 bps
Libor 3 Mths	4.85%	4.85%	(0) bps

Indian Eco Data	Current	Previous	Var(%)
Forex Reserve (US\$ in bn)	658	658	0.0%
Inflation - WPI	2.36%	1.84%	52 bps
Inflation - CPI	6.21%	5.49%	72 bps

India GDP	Q2FY25	Q1FY25	Var(%)
Growth	5.40%	6.70%	(130)bps

Monetary Policy	Current	Previous	Change
Repo Rate	6.50%	6.50%	0 bps
Reverse Repo Rate	3.35%	3.35%	0 bps
CRR	4.00%	4.50%	(50) bps
O/S Banking System Liquidity (Rs bn)	285	227	58.5

IIP Growth %	Sep-24	Sep-23	Apr-Feb
IIP	3.1	6.4	4.4
Capital Goods	0.7	13.1	3.6
Mining	1.0	10.0	4.1
Manufacturing	-3.7	15.3	6.6
Electricity	-4.3	12.3	5.1





**Bulk Deal As On 12/12/24**

BSE

Security Code	Security Name	Client Name	Deal	Quantity	Price
530669	ACEENGITEC	ANILKUMAR	S	7514	252.25
530669	ACEENGITEC	ANILKUMAR	S	5389	252.25
530713	AJEL	VASUDEVA RAO KAIPA	S	118702	18.28
544037	AMIC	NITIN TRADFIN AND INVESTMENTS PRIVATE LIMITED	S	104800	1445.99
543439	BRANDBUCKET	CREATEROI FINANCIAL CONSULTANCY PRIVATE LIMITED.	B	438000	11.48
543439	BRANDBUCKET	SANTOSH CHANDRABHAN SHENKAR	S	428000	11.48
539884	DARSHANORNA	AMITA HIMANSHU MEHTA	S	300000	6.9
539884	DARSHANORNA	BHATIA NIKHIL MURLIDHAR	S	217444	6.2
539884	DARSHANORNA	BHATIA NIKHIL MURLIDHAR	B	321444	6.89
539884	DARSHANORNA	MANJULA HIRJI GADA	B	435000	6.42
539884	DARSHANORNA	NIRAJ RAJNIKANT SHAH	B	450000	6.9
539884	DARSHANORNA	RAJEV GUPTA	S	444834	6.9
539884	DARSHANORNA	RUCHI HIRJI GADA	B	447000	6.27
512441	ENBETRD	KIRAN JIVANDAS GOKALGANDHI	B	104000	13.07
543521	FONE4	HEMA LAKSHMAN	B	120000	13.16
539032	FRASER	MULTIPLIER SHARE & STOCK ADVISORS PRIVATE LIMITED	S	41140	5.84
512443	GANONPRO	JR SEAMLESS PRIVATE LIMITED	S	50000	10.35
533150	GODREJPROP	GODREJ INDUSTRIES LTD	B	3231300	2940
533150	GODREJPROP	GODREJ INDUSTRIES LTD	B	3231300	2940
533150	GODREJPROP	INNOVIA MULTIVENTURES LLP	S	3231300	2940
533150	GODREJPROP	INNOVIA MULTIVENTURES LLP	S	3231300	2940
511543	GSBFIN	MANOJ KUMAR KANDA	B	35000	37.88
526967	HEERAISP	ARUN GUPTA	B	36969	9.05
526967	HEERAISP	DIVYA KANDA	B	50000	9.05
526967	HEERAISP	JR SEAMLESS PRIVATE LIMITED	S	99999	9.05
526967	HEERAISP	KARTIKBATHLA	B	30000	9.05
526967	HEERAISP	KINCHIT SUNILKUMAR MEHTA HUF	S	50000	8.94
526967	HEERAISP	SUNILSONI	S	39161	9.05
526967	HEERAISP	UDAY R SHAH HUF	B	53774	8.78
539449	IGCIL	DEVI TRADERS LLP	S	400000	14.55
539449	IGCIL	DEVI TRADERS LLP	B	500000	14.62
539449	IGCIL	HIRISE INFRACON LIMITED	S	874000	14.61
539449	IGCIL	JVAIB TRADING PRIVATE LIMITED	S	316112	14.62
539449	IGCIL	MULTIPLIER SHARE & STOCK ADVISORS PRIVATE LIMITED	S	463685	14.61
539449	IGCIL	SADHNA ROCHIRAM VIDHANI	S	214589	14.62
539449	IGCIL	SHERWOOD SECURITIES PVT LTD	S	499218	14.6
539449	IGCIL	SHERWOOD SECURITIES PVT LTD	B	66816	14.39
539449	IGCIL	TRANSPAACIFIC SHIPPING AND RESOURCES PRIVATE LIMITED	S	499989	14.62
539175	INDRAIND	AKARAM SIKANDAR MALEK	S	40899	9.22
539175	INDRAIND	AMIN ABDULBHAI NAYANI	S	34116	9.22
539175	INDRAIND	DIVYA KANDA	S	50000	9.2
539175	INDRAIND	INDRA KUMAR BAGRI	B	40000	9.22
539175	INDRAIND	N L RUNGTA (HUF)	B	33300	9.22
536073	JULIEN	SAFFRON VINIMAY PRIVATE LIMITED	S	937895	26.55
531692	KHYATI	GUJULUA RAJARAM RAMESHBABU	B	50500	4.41
531328	KRETOSYS	DHRUV GANJI	B	27677566	0.94
531328	KRETOSYS	MULTIPLIER SHARE & STOCK ADVISORS PRIVATE LIMITED	S	23485047	0.95
531328	KRETOSYS	NNM SECURITIES PVT LTD	B	5000000	1.02
531328	KRETOSYS	PRAGNESH JINDAS DOSHI	S	3234033	1.02
531328	KRETOSYS	SETU SECURITIES PVT. LTD.	S	3167500	0.96

539408	KUBERJI	SUKESHI PANKAJ GALA	S	18874	23.86
514060	MARKOBENZ	MANISH KUMAR HUF	S	118386	11.25
539519	MAYUKH	ROSHAN DEALMARK PRIVATE LIMITED	B	625011	2.18
540519	MEERA	MULTIPLIER SHARE & STOCK ADVISORS PRIVATE LIMITED	S	61917	82.26
512415	MERCTRD	CRAFT EMERGING MARKET FUND PCC- CITADEL CAPITAL FUND	S	31196	97.06
512415	MERCTRD	CRAFT EMERGING MARKET FUND PCC- ELITE CAPITAL FUND	S	62289	97.06
543982	MESON	INDIA EMERGING GIANTS FUND LIMITED	B	97000	674.55
543982	MESON	KARAN ATUL BORA	S	130000	674.55
514450	MHLXMIRU	SHARE INDIA SECURITIES LIMITED	S	19500	282.47
514450	MHLXMIRU	SHARE INDIA SECURITIES LIMITED	B	127500	282.84
543270	MTARTECH	ANITHA REDDY DWARAM	S	350000	1650.01
543270	MTARTECH	USHA REDDY CHIGARAPALLI	S	350000	1651.45
540243	NEWLIGHT	MULTIPLIER SHARE & STOCK ADVISORS PRIVATE LIMITED	S	411148	11.79
544296	NISUS	MANSI SHARE & STOCK ADVISORS PRIVATE LIMITED	S	300000	244.93
511734	PASUFIN	DEEPESHAGARWAL	S	24851	32.33
511734	PASUFIN	STOCKFLAIR	B	27661	32.33
543540	PGCRL	NIKHILESH TRADERS LLP .	S	20400	166.01
540703	PROCLB	MULTIPLIER SHARE & STOCK ADVISORS PRIVATE LIMITED	B	27089	49.37
512115	ROSEMER	KAJAL ROHIRA	S	38883	107.13
512115	ROSEMER	SANTOSH S GAVADE	B	23000	106.8
514010	RUDRAECO	K K SECURITIES	S	550000	55.2
511577	SAVFI	BHARATH REDDY MITTAPALLY	B	25000	20.69
526081	SCAGRO	AMITAV BASUDEB HALDER	B	40000	21.01
526081	SCAGRO	JIVAIB TRADING PRIVATE LIMITED	S	112875	19.37
538975	SHREESEC	DEVI TRADERS LLP	S	10820403	0.44
538975	SHREESEC	DEVI TRADERS LLP	B	11098497	0.43
538975	SHREESEC	HARPREET SINGH GREWAL	S	5257238	0.43
538975	SHREESEC	HARPREET SINGH GREWAL	B	5257238	0.43
538975	SHREESEC	NITIN BAKSHI	B	6901000	0.44
542019	SHUBHAM	SUMANCHEPURI	S	65000	31.84
539117	SUJALA	HEMLATA SHAH	S	172779	58.22
539117	SUJALA	MULTIPLIER SHARE & STOCK ADVISORS PRIVATE LIMITED	B	250000	58.22
539117	SUJALA	SANDEEP KUMAR SHAH	S	55777	58.22
532070	SUMUKA	HARVINDER SINGH	B	36920	203.99
540168	SUPRAPFSL	GEORGE JOBY	B	630400	30.83
540168	SUPRAPFSL	SHEER CAPITAL VENTURES	S	530000	30.83
543745	SVS	MULTIPLIER SHARE & STOCK ADVISORS PRIVATE LIMITED	S	318000	10.35
543745	SVS	MULTIPLIER SHARE & STOCK ADVISORS PRIVATE LIMITED	B	618000	9.37
543745	SVS	SAHIL BIPIN MEHTA	S	2472000	9.37
543745	SVS	USHA BAID	B	2454000	9.63
543745	SVS	VISHAL MAHESH WAGHELA	B	354000	10.32
543745	SVS	YELLOWSTONE VENTURES LLP	S	624000	10.35
539310	THINKINK	LIESHA CORPORATION PRIVATE LIMITED .	S	3000000	2.03
521005	TITANIN	KTR CONSTRUCTIONS LLP	B	180500	43.1
530057	VIVANZA	ANANT WEALTH CONSULTANTS PRIVATE LIMITED	B	700000	3.87
530057	VIVANZA	AYUSHI PIYUSHKUMAR PATEL	S	353714	3.82
530057	VIVANZA	AYUSHI PIYUSHKUMAR PATEL	B	211913	3.8
530057	VIVANZA	VISHAL CHINUBHAI SUTHAR HUF	S	282328	3.86
506122	VOLKAI	GUTTIKONDA VARA LAKSHMI	S	4718	182.25
506122	VOLKAI	NIRBHAY BANSAL	B	2400	182.25

NSE

Security Code	Security Name	Client Name	Deal	Quantity	Price
ABHAPOWER	Abha Power N Steel Ltd	GRETEX SHARE BROKING LIMITED	SELL	97600	57.59
ABHAPOWER	Abha Power N Steel Ltd	HIRISE INFRACON LIMITED	SELL	184000	57.74
AKSHOPTFBR	Aksh Optifibre Limited	VIJAY KUMAR AGGARWAL	BUY	1000000	13.44
APEXECO	Apex Ecotech Limited	BLP EQUITY RESEARCH PRIVATE LIMITED	BUY	182400	118.26
APEXECO	Apex Ecotech Limited	MULTIPLIER SHARE & STOCK ADVISORS PRIVATE LIMITED	SELL	262400	122.98
CANTABIL	Cantabil Retail Ltd	CAPRI GLOBAL HOLDINGS PRIVATE LIMITED	BUY	450000	254.79
COMMITTED	Committed Cargo Care Ltd	DB INTERNATIONAL STOCK BROKERS LIMITED	BUY	200000	73.35
EFACTOR	E Factor Experiences Ltd	FINAVENUE GROWTH FUND	BUY	84800	304.12
EFACTOR	E Factor Experiences Ltd	JAI THAKORE	SELL	100000	303.88
ETML	Emerald Tyre Manuf Ltd	ALGOQUANT FINANCIALS LLP	BUY	120000	180.5
ETML	Emerald Tyre Manuf Ltd	CINCO STOCK VISION LLP	BUY	120000	189.5
ETML	Emerald Tyre Manuf Ltd	NEO APEX SHARE BROKING SERVICES LLP	BUY	516000	180.5
ETML	Emerald Tyre Manuf Ltd	YUGA STOCKS AND COMMODITIES PRIVATE LIMITED	BUY	393600	189.5
GANESHIN	Ganesh Infraworld Limited	ISHAAN TRADEFIN LLP	BUY	649600	134.9
GANESHIN	Ganesh Infraworld Limited	MAVIRA GROWTH OPPORTUNITIES FUND	BUY	233600	144.23
JALAN	Jalan Transolu. India Ltd	PARTHA PRATIM ROYCHOWDHURY	BUY	96000	6.98
KERNEX	Kernex Microsystems (Indi	ANANT JAIN	SELL	167800	1383
LAMOSAIC	Lamosaic India Limited	EPITOME TRADING AND INVESTMENTS	SELL	225600	109.75
LAMOSAIC	Lamosaic India Limited	GLOBALWORTH SECURITIES LIMITED	SELL	106200	111.54
LAMOSAIC	Lamosaic India Limited	NIKHIL RAJESH SINGH	SELL	139200	108.79
LAMOSAIC	Lamosaic India Limited	QUANTUM QUASAR CAPITAL	SELL	148200	109.95
LAMOSAIC	Lamosaic India Limited	RATHOD MANOJ CHHAGANLAL HUF	BUY	52800	108.7
MTARTECH	MTAR Technologies Limited	DWARAM ANITHA REDDY	SELL	440431	1650.86
MTARTECH	MTAR Technologies Limited	USHAREDDYCHIGARAPALLI	SELL	355445	1656.67
NEULANLAB	Neuland Laboratories Ltd	SMALLCAP WORLD FUND INC	SELL	484434	15618.16
NUVAMA	Nuv ama Wealth Manage Lt	ECAP EQUITIES LIMITED	SELL	1215545	6854.15
NUVAMA	Nuv ama Wealth Manage Lt	EDEL FINANCE COMPANY LIMITED	SELL	1334455	6941.3
NUVAMA	Nuv ama Wealth Manage Lt	KOTAK EMERGING EQUITY SCHEME	BUY	271175	6851
PITTIENG	Pitti Engineering Limited	AKSHAY SHARAD PITTI	SELL	204500	1410.01
RAJMET	Rajnandini Metal Limited	SURENDER SHARMA	SELL	4600000	9.05
RAJPUTANA	Rajputana Biodiesel Ltd	KUMAR VINOD	SELL	50000	271
SHANTI	Shanti Overseas (Ind) Ltd	KARUNA KACHOLIA	SELL	500000	15.75
SHUBHSHREE	Shubhshree Biofuels Ene L	CRAFT EMERGING MARKET FUND PCC- CITADEL CAPITAL FUND	SELL	30000	324.88

**Disclosure:**

Research Reports that are published by Nirmal Bang Securities Private Limited (hereinafter referred to as "NBSPL") are for private circulation only. NBSPL is a registered Research Analyst under SEBI (Research Analyst) Regulations, 2014 having Registration no. INH000001766. NBSPL is also a registered Stock Broker with National Stock Exchange of India Limited, BSE Limited, Metropolitan Stock Exchange of India Limited, Multi Commodity Exchange of India Limited and , National Commodity and Derivative Exchange Limited in Capital Market , Equity and Commodities derivatives segments and Currency Derivatives Segment .

NBSPL has other business divisions with independent research teams separated by Chinese walls, and therefore may, at times, have different or contrary views on stocks and markets.

NBSPL or its associates have not been debarred / suspended by SEBI or any other regulatory authority for accessing / dealing in securities Market since last 20 years. NBSPL, its associates or analyst or his relatives do not hold any financial interest (Except Investment) in the subject company. NBSPL or its associates or Analyst do not have any conflict or material conflict of interest at the time of publication of the research report with the subject company. NBSPL or its associates or Analyst or his relatives may or may not hold beneficial ownership of 1% or more in the subject company at the end of the month immediately preceding the date of publication of this research report.

NBSPL or its associates / analyst has not received any compensation / managed or co-managed public offering of securities of the company covered by Analyst during the past twelve months. NBSPL or its associates have not received any compensation or other benefits from the company covered by Analyst or third party in connection with the research report. Analyst has not served as an officer, director or employee of Subject Company. NBSPL / analyst has not been engaged in market making activity of the subject company.

**Analyst Certification:** The research analysts and authors of these reports, hereby certify that the views expressed in this research report accurately reflects my/our personal views about the subject securities, issuers, products, sectors or industries. It is also certified that no part of the compensation of the analyst(s) was, is, or will be directly or indirectly related to the inclusion of specific recommendations or views in this research. The analyst(s) principally responsible for the preparation of this research report and has taken reasonable care to achieve and maintain independence and objectivity in making any recommendations.



**Disclaimer:**

The Research Report is for the personal information of the authorized recipient and does not construe to be any investment, legal or taxation advice. NBSPL is not soliciting any action based upon it. Nothing in the research report shall be construed as a solicitation to buy or sell any security or product, or to engage in or refrain from engaging in any such transaction. In preparing the research report, we did not take into account the investment objectives, financial situation and particular needs of the reader.

The research report has been prepared for the general use of the clients of NBSPL and must not be copied, either in whole or in part, or distributed or redistributed to any other person in any form. If you are not the intended recipient you must not use or disclose the information in the research report in any way. Though disseminated to all the customers simultaneously, not all customers may receive the research report at the same time. NBSPL will not treat recipients as customers by virtue of their receiving the research report. The research report is not directed or intended for distribution to or use by any person or entity resident in a state, country or any jurisdiction, where such distribution, publication, availability or use would be contrary to law, regulation or which would subject NBSPL & its group companies to registration or licensing requirements within such jurisdictions.

The report is based on the information obtained from sources believed to be reliable, but we do not make any representation or warranty that it is accurate, complete or up-to-date and it should not be relied upon as such. We accept no obligation to correct or update the information or opinions in it. NBSPL or any of its affiliates or employees shall not be in any way responsible for any loss or damage that may arise to any person from any inadvertent error in the information contained in the research report. NBSPL or any of its affiliates or employees do not provide, at any time, any express or implied warranty of any kind, regarding any matter pertaining to this report, including without limitation the implied warranties of merchantability, fitness for a particular purpose, and non-infringement. The recipients of the research report should rely on their own investigations.

This information is subject to change without any prior notice. NBSPL reserves its absolute discretion and right to make or refrain from making modifications and alterations to this statement from time to time. Nevertheless, NBSPL is committed to providing independent and transparent recommendations to its clients, and would be happy to provide information in response to specific client queries.

Before making an investment decision on the basis of research report, the reader needs to consider, with or without the assistance of an adviser, whether the advice is appropriate in light of their particular investment needs, objectives and financial circumstances. There are risks involved in securities trading. The price of securities can and does fluctuate, and an individual security may even become valueless. International investors are reminded of the additional risks inherent in international investments, such as currency fluctuations and international stock market or economic conditions, which may adversely affect the value of the investment. Opinions expressed are subject to change without any notice. Neither the company nor the director or the employees of NBSPL accept any liability whatsoever for any direct, indirect, consequential or other loss arising from any use of the research report and/or further communication in relation to the research report. Here it may be noted that neither NBSPL, nor its directors, employees, agents or representatives shall be liable for any damages whether direct or indirect, incidental, special or consequential including lost revenue or lost profit that may arise from or in connection with the use of the information contained in the research report.

Copyright of this document vests exclusively with NBSPL.

Our reports are also available on our website

Registration granted by SEBI and certification from NISM in no way guarantee performance of NBSPL or provide any assurance of returns to investors.

**Nirmal Bang Research (Division of Nirmal Bang Securities Pvt. Ltd.)**

B-2, 301/302, Marathon Innova,  
Opp.Peninsula Corporate Park  
Off. Ganpatrao Kadam Marg  
Lower Parel(W), Mumbai-400013  
Board No. : 91 22 6723 8000/8001  
Fax. : 022 6723 8010